

	Set1	Set2	Set3
Tapia / Coello	2	6	7
Navarro / Lebron	6	0	5

ASUNCION P2 - 2024 - Semi-final

May 18, 2024

Average number of Shots per point 7.94

Tapia Total score: +17.7

Total score on Important Points: +3.8

Balls played: 312 / 49%

Winners 25

Unforced Errors 8

Smashes 15 / 21

%Points won with Serve 64%

%Points won with Return 37%

Coello Total score: +29.5

Total score on Important Points: +5.0

Balls played: 326 / 51%

Winners 30

Unforced Errors 6

Smashes 20 / 30

%Points won with Serve 71%

%Points won with Return 46%



Navarro Total score: +5.8

Total score on Important Points: -3.3

Balls played: 301 / 48%

Winners 17

Unforced Errors 11

Smashes 13 / 17

%Points won with Serve 57%

%Points won with Return 29%

Lebron Total score: +11.5

Total score on Important Points: -1.0

Balls played: 325 / 52%

Winners 19

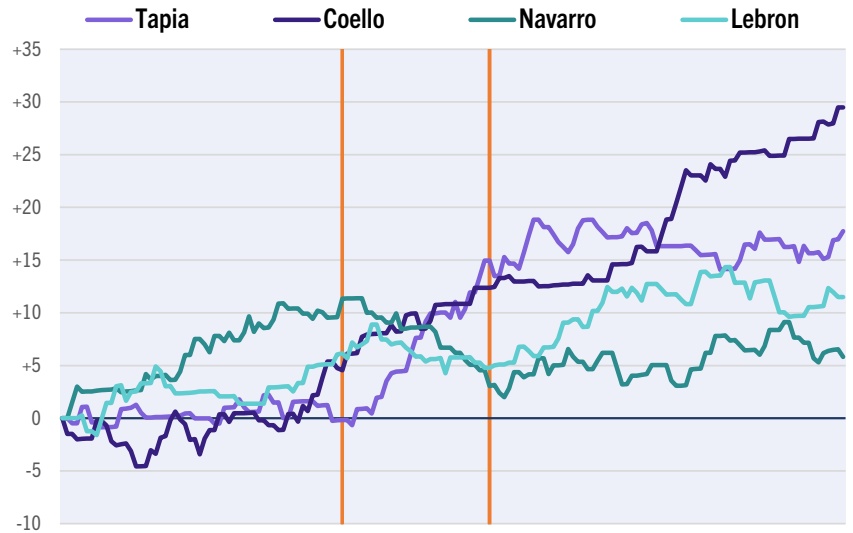
Unforced Errors 9

Smashes 10 / 18

%Points won with Serve 59%

%Points won with Return 36%

Pi Jugadores Contribution Score



Tapia/Coello

87

Puntos ganados

72

68%

% Puntos ganados con su servicio

58%

42%

% Puntos ganados con resto

33%

4 / 5

Puntos de Break

2 / 8

4 / 4

Juegos con Break oportunidad

2 / 4

0

Puntos de Oro en contra

0

0

Puntos de Oro ganados

0

55

Winners

36

14

Errores no forzados

20

7

Puntos largos ganados*

5

* Puntos con 20 golpes y mas

	Set1	Set2	Set3
Tapia / Coello	2	6	7
Navarro / Lebron	6	0	5

ASUNCION P2 - 2024 - Semi-final

SET 1

Average number of Shots per point 7.89

Tapia Total score: -0.2

Total score on Important Points:	-
Balls played:	92 / 39%
Winners	5
Unforced Errors	3
Smashes	2 / 5
%Points won with Serve	53%
%Points won with Return	38%

Coello Total score: +4.6

Total score on Important Points:	+3.5
Balls played:	136 / 61%
Winners	11
Unforced Errors	5
Smashes	7 / 11
%Points won with Serve	45%
%Points won with Return	29%

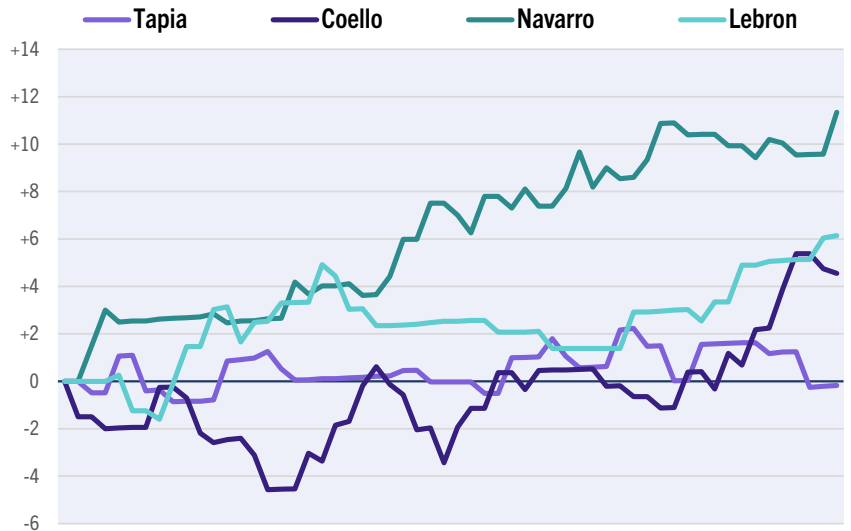
Navarro Total score: +11.3

Total score on Important Points:	-
Balls played:	111 / 50%
Winners	9
Unforced Errors	1
Smashes	5 / 7
%Points won with Serve	63%
%Points won with Return	50%

Lebron Total score: +6.1

Total score on Important Points:	+1.5
Balls played:	112 / 50%
Winners	6
Unforced Errors	3
Smashes	2 / 4
%Points won with Serve	73%
%Points won with Return	50%

Pi Jugadores Contribution Score



Tapia/Coello

Navarro/Lebron

24	Puntos ganados	33
50%	% Puntos ganados con su servicio	67%
33%	% Puntos ganados con resto	50%
0 / 0	Puntos de Break	2 / 5
0 / 0	Juegos con Break oportunidad	2 / 2
0	Puntos de Oro en contra	0
0	Puntos de Oro ganados	0
16	Winners	15
8	Errores no forzados	4

	Set1	Set2	Set3
Tapia / Coello	2	6	7
Navarro / Lebron	6	0	5

ASUNCION P2 - 2024 - Semi-final

SET 2

Average number of Shots per point 7.73

Tapia Total score: +15.1

Total score on Important Points: +3.0

Balls played: 58 / 50%

Winners 11

Unforced Errors 1

Smashes 7 / 8

%Points won with Serve 80%

%Points won with Return 57%

Coello Total score: +7.8

Total score on Important Points: -

Balls played: 61 / 50%

Winners 6

Unforced Errors 1

Smashes 6 / 8

%Points won with Serve 89%

%Points won with Return 89%

Navarro Total score: -8.3

Total score on Important Points: -2.0

Balls played: 47 / 41%

Winners 0

Unforced Errors 4

Smashes 0 / 1

%Points won with Serve 20%

%Points won with Return 0%

Lebron Total score: -1.4

Total score on Important Points: -0.5

Balls played: 66 / 59%

Winners 3

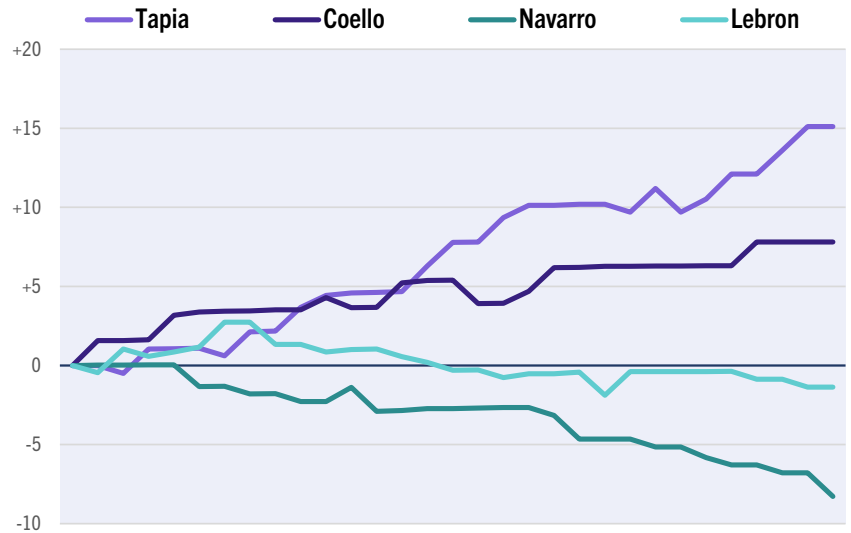
Unforced Errors 2

Smashes 2 / 4

%Points won with Serve 27%

%Points won with Return 25%

Pi Jugadores Contribution Score



Tapia/Coello

24

86%

75%

3 / 3

3 / 3

0

0

17

2

Navarro/Lebron

Puntos ganados

6

% Puntos ganados con su servicio

25%

% Puntos ganados con resto

14%

Puntos de Break

0 / 0

Juegos con Break oportunidad

0 / 0

Puntos de Oro en contra

0

Puntos de Oro ganados

0

Winners

3

Errores no forzados

6

	Set1	Set2	Set3
Tapia / Coello	2	6	7
Navarro / Lebron	6	0	5

ASUNCION P2 - 2024 - Semi-final

SET 3

Average number of Shots per point 8.07

Tapia Total score: +2.8

Total score on Important Points: +0.8

Balls played: 162 / 56%

Winners 9

Unforced Errors 4

Smashes 6 / 8

%Points won with Serve 72%

%Points won with Return 28%

Coello Total score: +17.1

Total score on Important Points: +1.5

Balls played: 129 / 44%

Winners 13

Unforced Errors 0

Smashes 7 / 11

%Points won with Serve 78%

%Points won with Return 39%

Navarro Total score: +2.7

Total score on Important Points: -1.3

Balls played: 143 / 49%

Winners 8

Unforced Errors 6

Smashes 8 / 9

%Points won with Serve 62%

%Points won with Return 22%

Lebron Total score: +6.7

Total score on Important Points: -2.0

Balls played: 147 / 51%

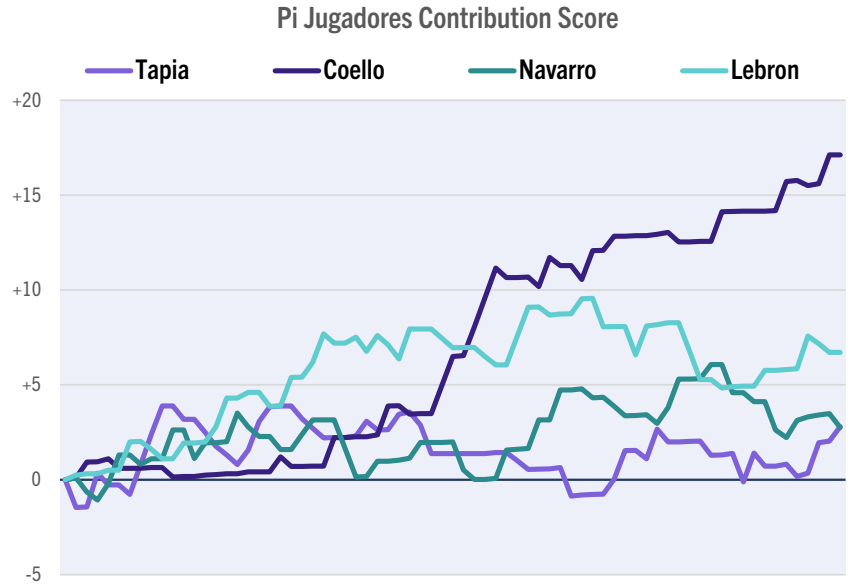
Winners 10

Unforced Errors 4

Smashes 6 / 10

%Points won with Serve 73%

%Points won with Return 28%



Tapia/Coello

39

Puntos ganados

33

75%

% Puntos ganados con su servicio

67%

33%

% Puntos ganados con resto

25%

1 / 2

Puntos de Break

0 / 3

1 / 1

Juegos con Break oportunidad

0 / 2

0

Puntos de Oro en contra

0

0

Puntos de Oro ganados

0

22

Winners

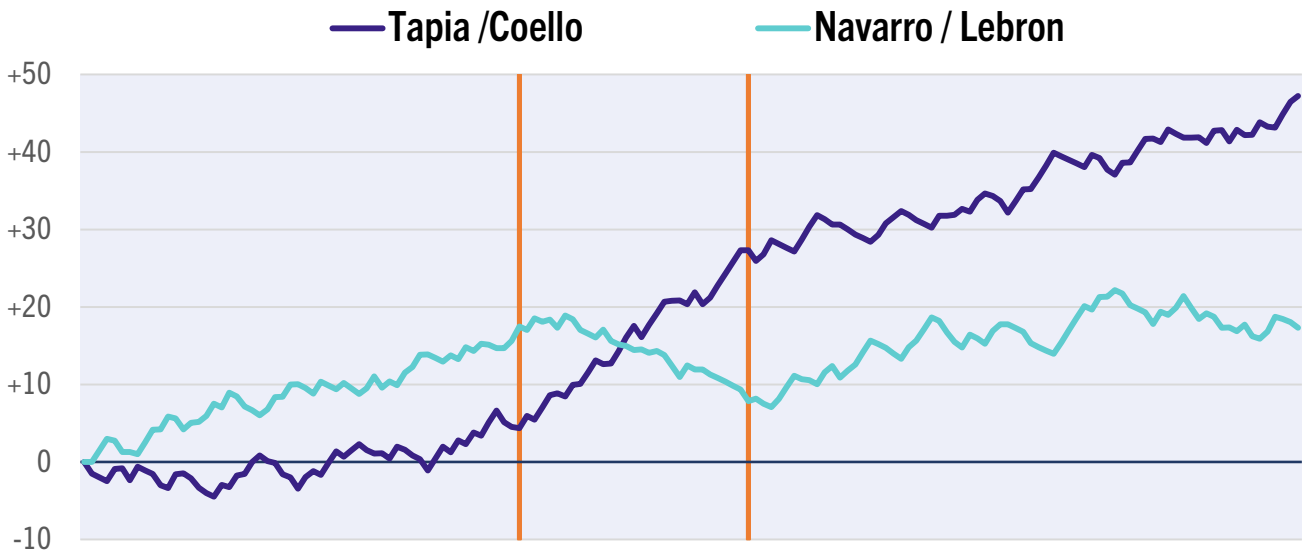
18

4

Errores no forzados


10

PI PAREJAS CONTRIBUTION SCORE

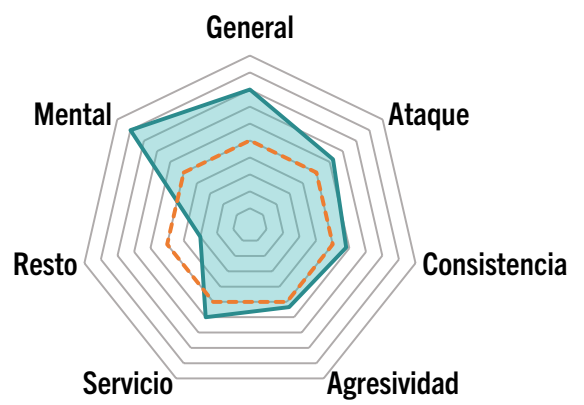


PERFIL DE RENDIMIENTO DE LOS JUGADORES

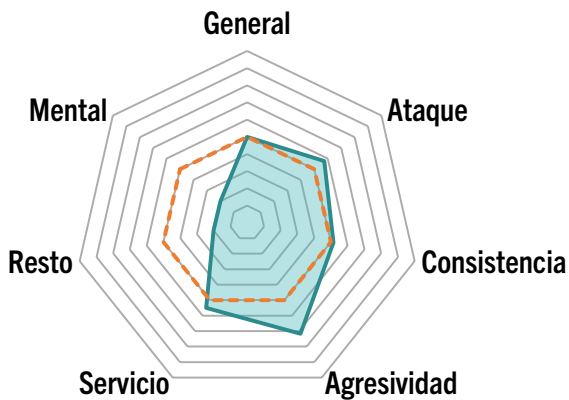
Coello




Tapia



Navarro

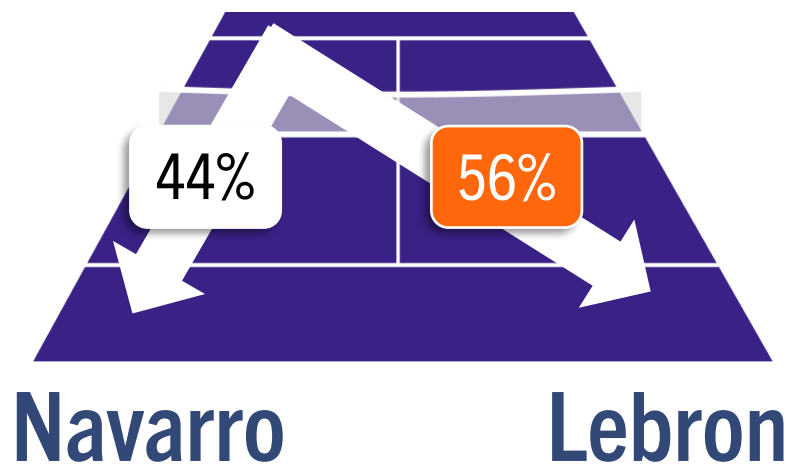


Lebron

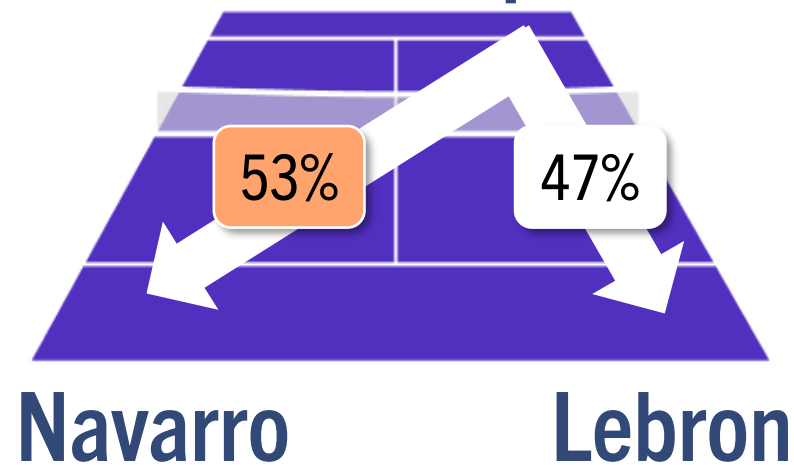


Dirección de Juego - Estadísticas del Partido

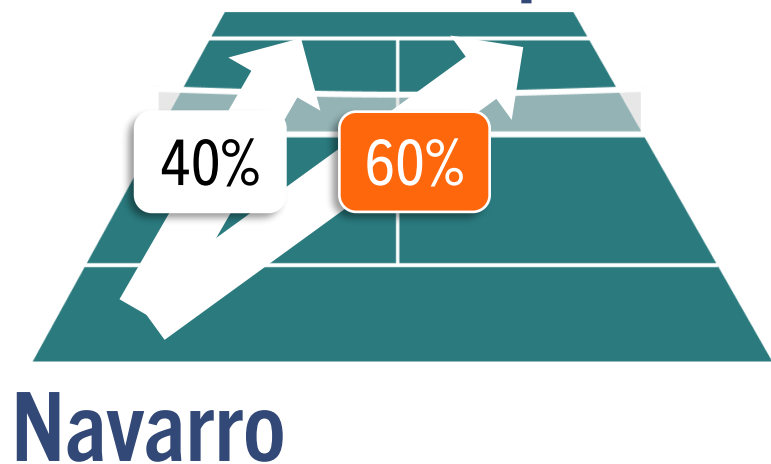
Coello



Tapia



Coello Tapia



Coello Tapia

