

	Set1	Set2	Set3
Tapia / Coello	6	3	7
Galan / Chingotto	1	6	6

ASUNCION P2 - 2024 - Final

May 19, 2024

Average number of Shots per point **8.76**

Tapia **Total score: +9.6**

Total score on Important Points: +0.8

Balls played: 283 / 35%

Winners 15

Unforced Errors 9

Smashes 9 / 19

%Points won with Serve 59%

%Points won with Return 41%

Coello **Total score: +28.1**

Total score on Important Points: +4.8

Balls played: 490 / 65%

Winners 35

Unforced Errors 12

Smashes 25 / 45

%Points won with Serve 67%

%Points won with Return 37%

Galan **Total score: +30.9**

Total score on Important Points: +0.3

Balls played: 395 / 51%



Winners 40

Unforced Errors 12

Smashes 21 / 35

%Points won with Serve 67%

%Points won with Return 46%

Chingotto **Total score: -3.1**

Total score on Important Points: -0.3

Balls played: 380 / 49%

Winners 6

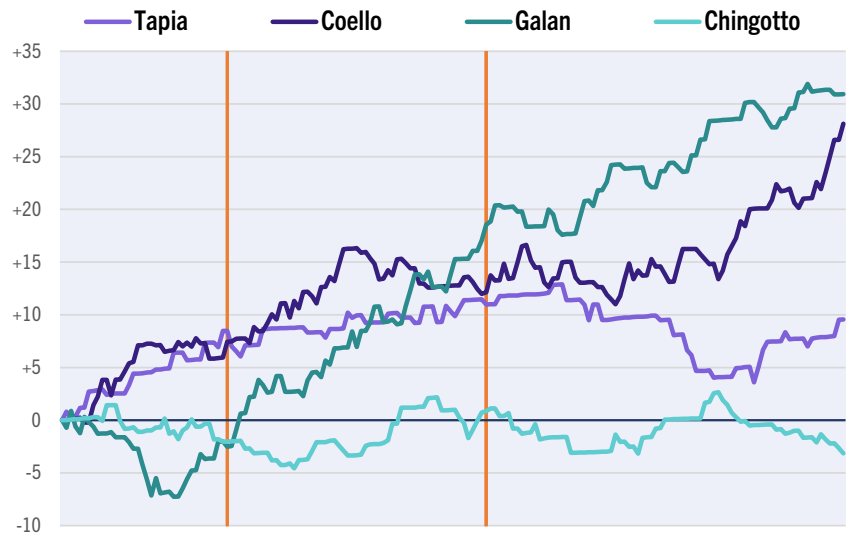
Unforced Errors 8

Smashes 1 / 3

%Points won with Serve 55%

%Points won with Return 29%

Pi Jugadores Contribution Score



Tapia/Coello

91

Puntos ganados

84

63%

% Puntos ganados con su servicio

61%

39%

% Puntos ganados con resto

37%

4 / 10

Puntos de Break

3 / 4

4 / 5

Juegos con Break oportunidad

3 / 3

0

Puntos de Oro en contra

0

0

Puntos de Oro ganados

0

50

Winners

46

21

Errores no forzados

20

3

Puntos largos ganados*

3

* Puntos con 20 golpes y mas

	Set1	Set2	Set3
Tapia / Coello	6	3	7
Galan / Chingotto	1	6	6

ASUNCION P2 - 2024 - Final

SET 1

Average number of Shots per point 10.27

Tapia Total score: +8.5

Total score on Important Points: -0.5

Balls played: 74 / 38%

Winners 4

Unforced Errors 0

Smashes 3 / 5

%Points won with Serve 67%

%Points won with Return 71%

Coello Total score: +7.4

Total score on Important Points: -

Balls played: 116 / 62%

Winners 6

Unforced Errors 2

Smashes 4 / 8

%Points won with Serve 80%

%Points won with Return 50%

Galan Total score: -2.5

Total score on Important Points: -2.0

Balls played: 110 / 58%

Winners 7

Unforced Errors 5

Smashes 3 / 7

%Points won with Serve 55%

%Points won with Return 27%

Chingotto Total score: -2.0

Total score on Important Points: +1.5

Balls played: 84 / 42%

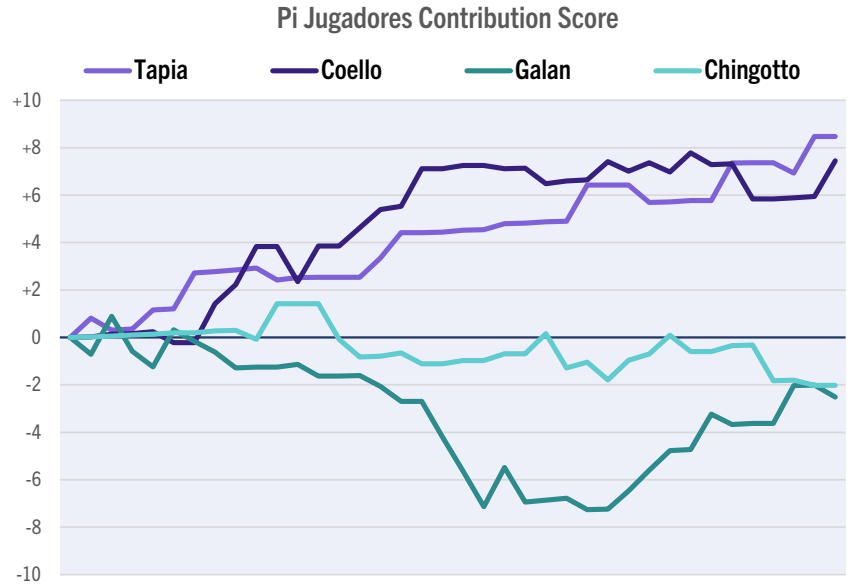
Winners 1

Unforced Errors 3

Smashes 0 / 1

%Points won with Serve 0%

%Points won with Return 27%



Tapia/Coello

25

Puntos ganados

12

73%

% Puntos ganados con su servicio

40%

60%

% Puntos ganados con resto

27%

2 / 4

Puntos de Break

0 / 0

2 / 2

Juegos con Break oportunidad

0 / 0

0

Puntos de Oro en contra

0

0

Puntos de Oro ganados

0

10

Winners

8

2

Errores no forzados

8

	Set1	Set2	Set3
Tapia / Coello	6	3	7
Galan / Chingotto	1	6	6

ASUNCION P2 - 2024 - Final

SET 2

Average number of Shots per point 8.31

Tapia Total score: +2.5

Total score on Important Points:	-0.5
Balls played:	74 / 29%
Winners	6
Unforced Errors	2
Smashes	5 / 10
%Points won with Serve	64%
%Points won with Return	21%

Coello Total score: +4.7

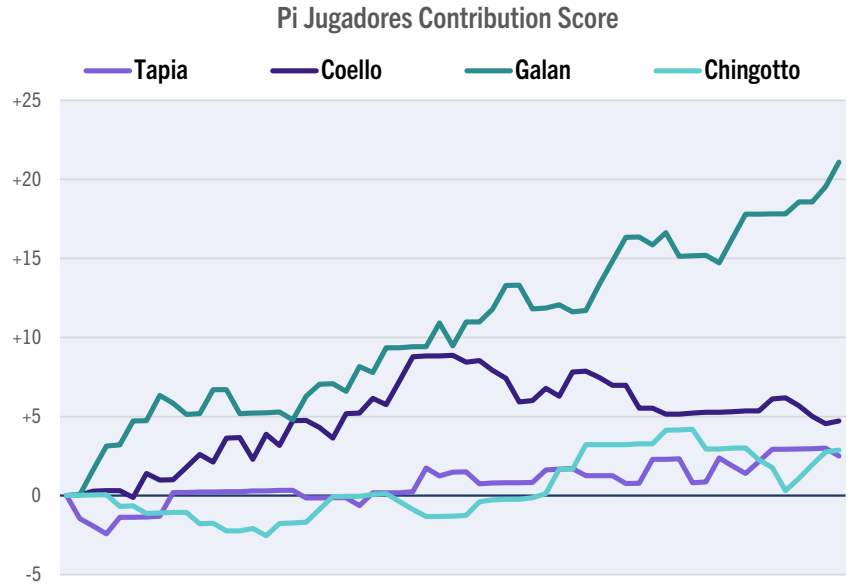
Total score on Important Points:	+0.3
Balls played:	167 / 71%
Winners	9
Unforced Errors	3
Smashes	8 / 13
%Points won with Serve	54%
%Points won with Return	35%

Galan Total score: +21.1

Total score on Important Points:	+2.5
Balls played:	117 / 48%
Winners	21
Unforced Errors	4
Smashes	13 / 17
%Points won with Serve	67%
%Points won with Return	54%

Chingotto Total score: +2.9

Total score on Important Points:	+0.8
Balls played:	125 / 52%
Winners	2
Unforced Errors	2
Smashes	0 / 0
%Points won with Serve	75%
%Points won with Return	29%



Tapia/Coello

25

59%
29%

0 / 2
0 / 1

0
0

15
5

Puntos ganados

% Puntos ganados con su servicio
% Puntos ganados con resto

Puntos de Break
Juegos con Break oportunidad

Puntos de Oro en contra
Puntos de Oro ganados

Winners

Errores no forzados

Galan/Chingotto

33

71%
41%

1 / 2
1 / 1

0
0

23
6

	Set1	Set2	Set3
Tapia / Coello	6	3	7
Galan / Chingotto	1	6	6

ASUNCION P2 - 2024 - Final

SET 3

Average number of Shots per point 8.39

Tapia Total score: -1.4

Total score on Important Points: +1.8

Balls played: 135 / 39%

Winners 5

Unforced Errors 7

Smashes 1 / 4

%Points won with Serve 52%

%Points won with Return 44%

Coello Total score: +16.0

Total score on Important Points: +4.5

Balls played: 207 / 61%

Winners 20

Unforced Errors 7

Smashes 13 / 24

%Points won with Serve 70%

%Points won with Return 33%

Galan Total score: +12.4

Total score on Important Points: -0.3

Balls played: 168 / 50%

Winners 12

Unforced Errors 3

Smashes 5 / 11

%Points won with Serve 75%

%Points won with Return 50%

Chingotto Total score: -4.0

Total score on Important Points: -2.5

Balls played: 171 / 50%

Winners 3

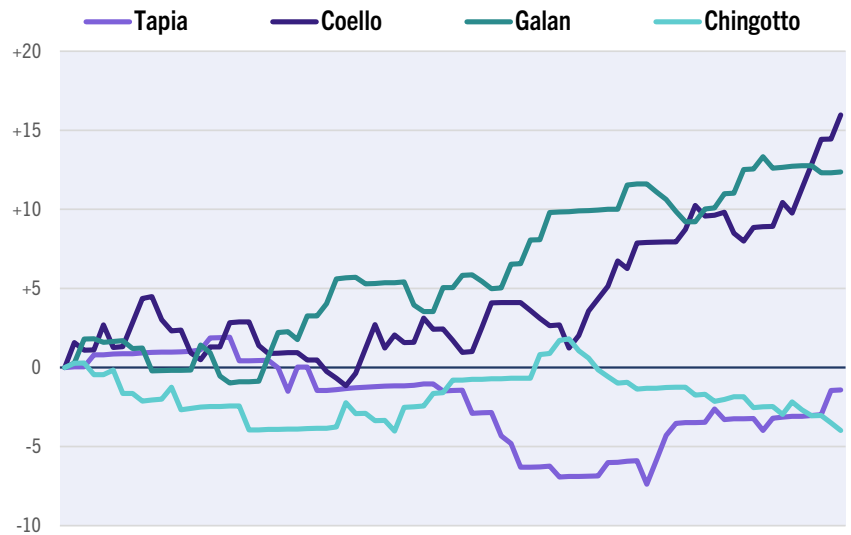
Unforced Errors 3

Smashes 1 / 2

%Points won with Serve 50%

%Points won with Return 29%

Pi Jugadores Contribution Score



Tapia/Coello

41

Puntos ganados

39

61%

% Puntos ganados con su servicio

62%

38%

% Puntos ganados con resto

39%

2 / 4

Puntos de Break

2 / 2

2 / 2

Juegos con Break oportunidad

2 / 2

0

Puntos de Oro en contra

0

0

Puntos de Oro ganados

0

25

Winners

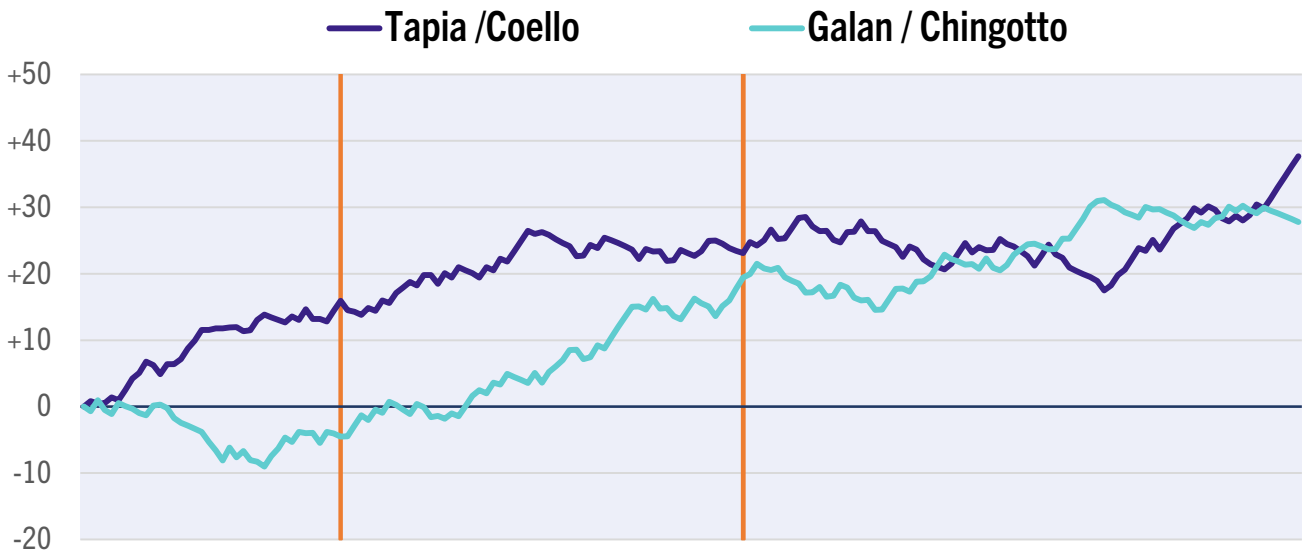
15

14

Errores no forzados

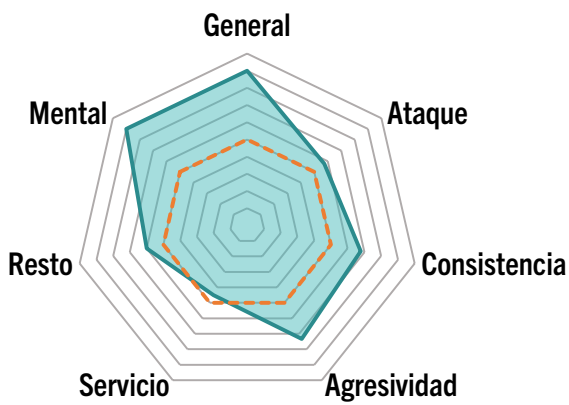
6

PI PAREJAS CONTRIBUTION SCORE




PERFIL DE RENDIMIENTO DE LOS JUGADORES

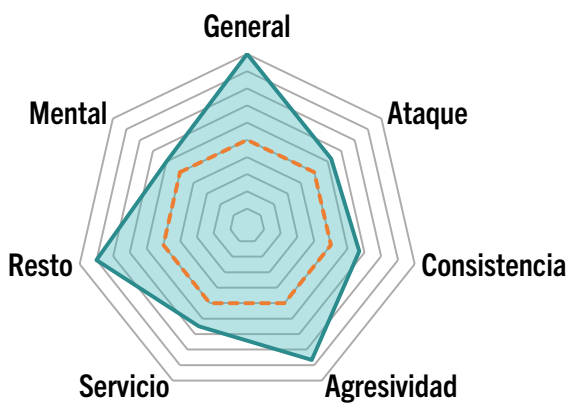
Coello




Tapia



Galan

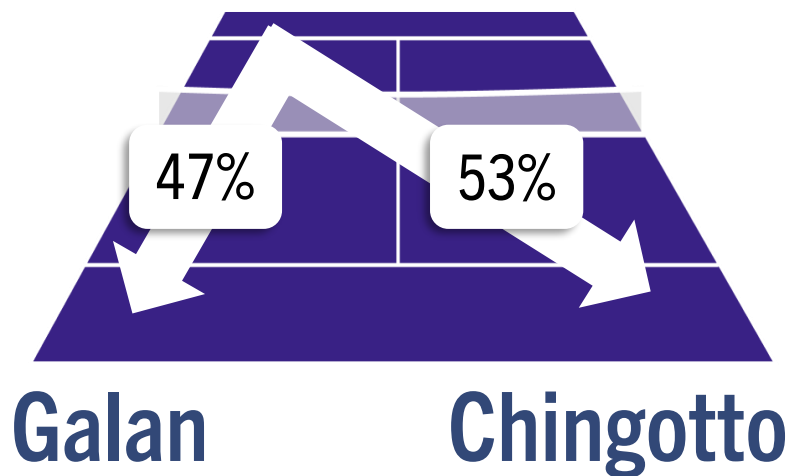


Chingotto

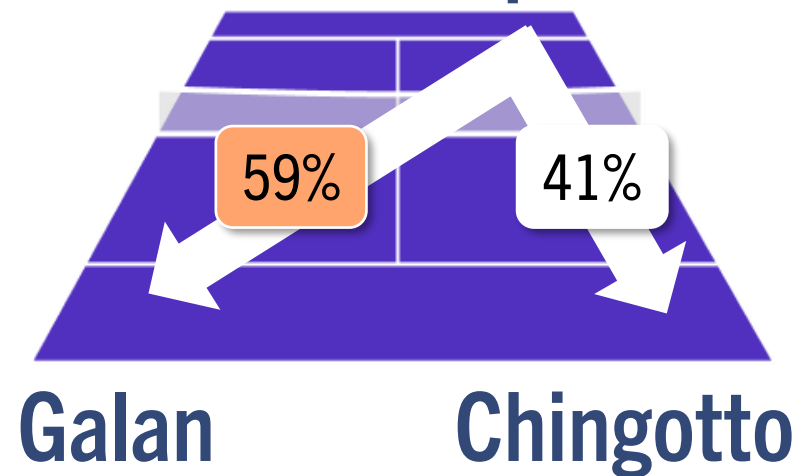


Dirección de Juego - Estadísticas del Partido

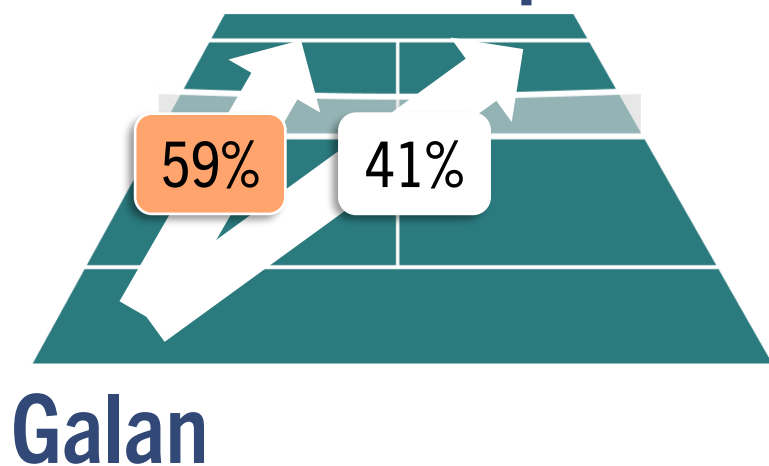
Coello



Tapia



Coello Tapia



Coello Tapia

